



**LEARN SPANISH
WITH SPANISH TV
THROUGH
CHUNKING**

____ EXPOLINGUA 2021

¿De dónde eres?

Write in the chat - Where are you from?

WHO WE ARE: SPRING SPANISH

SUBSCRIBE NOW
FOR 5 WEEKLY SPANISH LESSONS

✓ new episodes every weekday
✓ 7pm central US time



MONDAYS
with Cory



TUESDAYS
with Juan



WEDNESDAYS
with Maria Fernanda



THURSDAYS
with Mariana



FRIDAYS
with Paulina

FREE Spanish Training



Spring Spanish - Learn Spanish with Chunks

5940 Abonnenten

ABONNIEREN

ÜBERSICHT

VIDEOS

PLAYLISTS

COMMUNITY

KANÄLE

KANALINFO



Uploads ALLE WIEDERGEBEN

SORTIEREN NACH



5 Slang Terms to Sound like a Mexican

196 Aufrufe • vor 16 Stunden

Untertitel



Use These Secret Spanish Phrases to Get the BEST...

269 Aufrufe • vor 2 Tagen



SPANISH ACCENT MARKS: How to Always Use Them...

208 Aufrufe • vor 3 Tagen

Untertitel



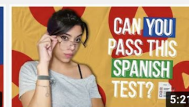
SPANISH VOCABULARY TEST: How Many Questions...

387 Aufrufe • vor 4 Tagen



Is it Possible to FAKE FLUENCY in Spanish?

351 Aufrufe • vor 5 Tagen



Can You Pass this Spanish Test (10 NEW QUESTIONS!)


302 Aufrufe • vor 6 Tagen



3 SERIOUS Mistakes when LEARNING Spanish

627 Aufrufe • vor 1 Woche

Untertitel



Revealed: How Did These 5 Polyglots Learn SPANISH...

827 Aufrufe • vor 1 Woche



Master 13 Spanish Irregular Verbs With Chunks (and...)

358 Aufrufe • vor 1 Woche



THIS is How You SURVIVE BUSINESS MEETINGS IN...

205 Aufrufe • vor 1 Woche

Untertitel



6 Tricks to SURVIVE YOUR FIRST CONVERSATION IN...

335 Aufrufe • vor 1 Woche

Untertitel



6 Hilarious Spanish Translations You Should...

426 Aufrufe • vor 1 Woche

Untertitel



#HowToSayCongratulationsInSpanish #FelicidadesSpanishDefinition #Spanish_for_Beginners

DON'T Say "Felicidades" in Spanish, say THIS Instead 🌸

Chunking?

We believe you can't learn to speak Spanish just by memorizing words and grammar rules (this just makes you translate in your head)...

At the end of this presentation:
FREE 30 Day Beginners Course
Based on Chunking

Chunking?

You can only learn Spanish by:

1. Listening a LOT to Spanish native speakers
2. Hear what THEY say, how they combine words together in fixed phrases (or chunks)...
3. and then say it yourself the EXACT same way.

Examples for Chunks:

Nos vemos a las 3. - See you at 3 pm

Por la tarde - In the afternoon

mucho gusto - Nice to meet you

A qué hora - At what time

And today...

You will learn a 4-step process to discover and learn Spanish chunks in TV series.

Toma tu bolígrafo y toma nota de todos los chunks que veas hoy

Grab your pen and take note of all the chunks you see today

I will test you at the end of this presentation. ***¿Están listos?*** Are you ready?

Now let's put the method into practice

At the end of this presentation:
FREE 30 Day Beginners Course
Based on Chunking

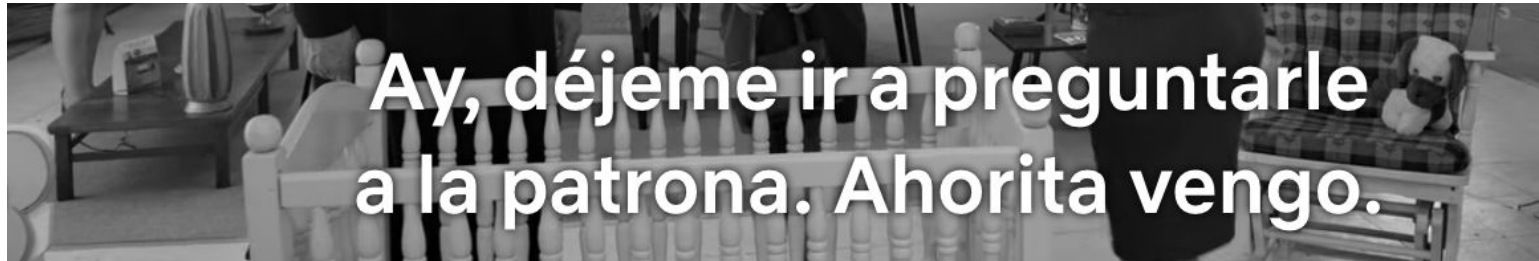


**Ay, déjeme ir a preguntarle
a la patrona. Ahorita vengo.**

- Ay! Let me go ask the owner. **I will be right back.**

Step 1: Listen a lot to native speakers

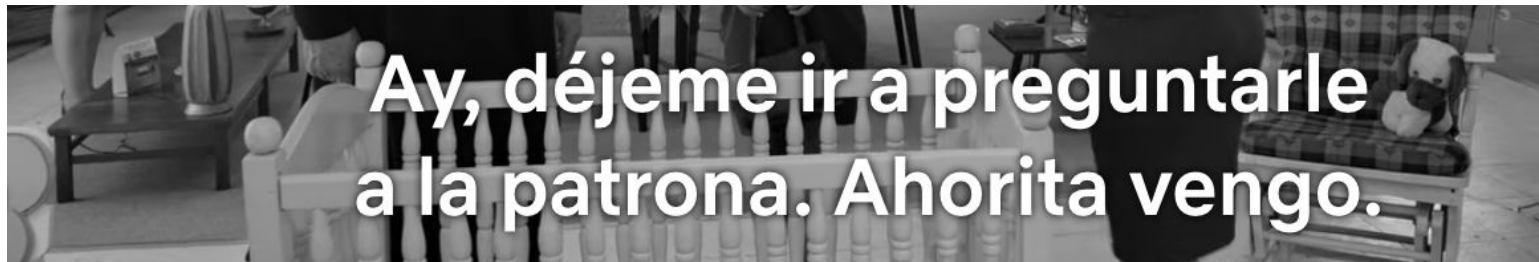
- Movies and TV Series are perfect for that. In this example we will take the phrase from this movie: **Ay! Déjeme ir a preguntarle a la patrona. Ahorita vengo** (Ay! Let me go ask the owner, I will be right back)



- Ay! Let me go ask the owner. **I will be right back.**

Step 2: Identify the chunk

- In this case is: **“Ahorita vengo”** (I will be right back)

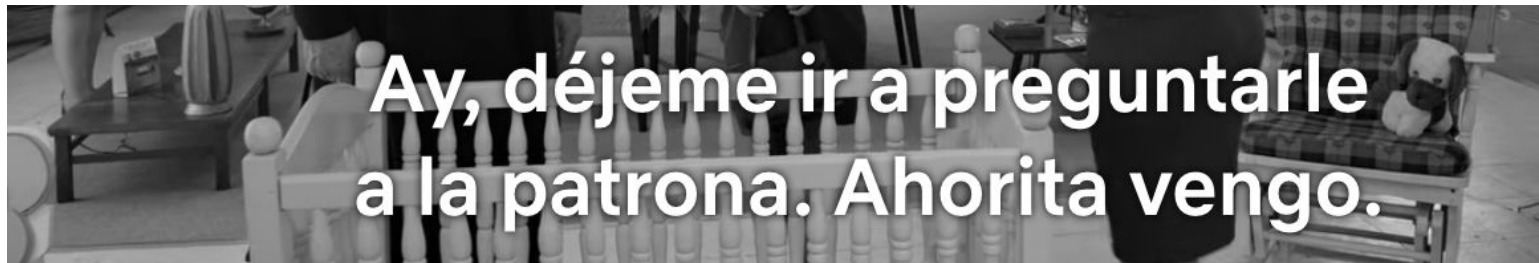


- Ay! Let me go ask the owner. **I will be right back.**

Step 3: Memorize

- **Ahorita vengo** literally “I come now/soon/in a moment”. Difficult to translate word for word!

But **that's not necessary!** You've heard our saleswoman saying it, so you **KNOW** native speakers always say **Ahorita vengo** so you can learn it by heart.
→ No need to think about grammar or verb conjugations.



- Ay! Let me go ask the owner. **I will be right back.**

Step 4: Let's put the chunks into practice

Can you see yourself using this chunk?

María: ¿Vas a salir?

Are you going out?

Fernando: Sí, voy a ir al super pero ahorita vengo.

Yes, I am going to the supermarket, but I will be right back.

La casa de las flores

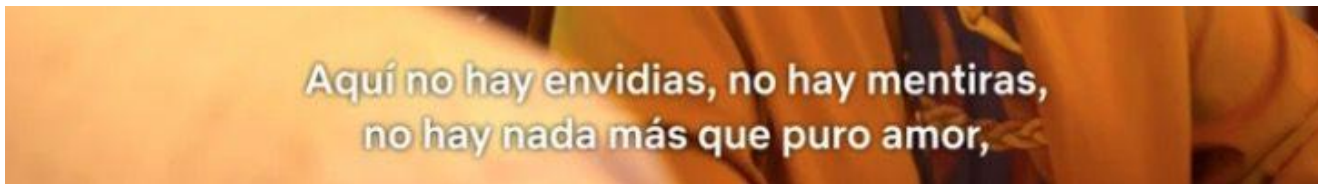


- Here, there is no envy, there are no lies, there is nothing but pure love.

Step 2: Identify

- Which chunks could you identify from that scene?

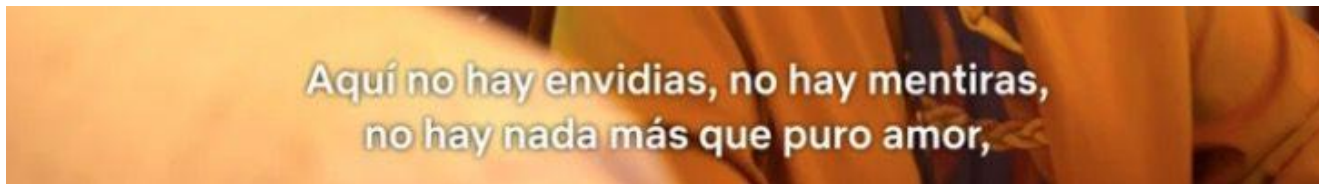
Write your answer in the chat



Here, there is no envy, there are no lies, there is nothing but pure love.

Step 3: Memorize

No hay - There isn't/there is no



Here, there is no envy, there are no lies, there is nothing but pure love.

Step 4: Let's put the chunks into practice

Can you see yourself using this chunk?

Aquí no hay comida y tengo hambre.
There is no food and I am hungry

Ok, entonces, vamos al restaurante.
Ok, then, let's go to a restaurant.

Exercise

Let's use the chunks we have just learned in the correct statement

Write your answer in the chat

- **Vamos a ir al cine hoy o ¿no?**
(Are we going to the cinema today or not?)
 - **No, _____ (there is no) ninguna película buena.**
(No, there isn't any good movie)
- **Bueno, yo sí voy. _____ (I'll be right back).**
(Well, I am going. I'll be right back)

Answers

- Vamos a ir al cine hoy o ¿no?
(*Are we going to the cinema today or not?*)
 - No, no hay ninguna película buena,
(No, there isn't any good movie)
- Bueno, yo si voy. Ahorita vengo.
- (Well, I am going. I'll be right back)

Your turn

Te toca a ti

By the way... “Te toca a ti” is a chunk



La boda de la abuela

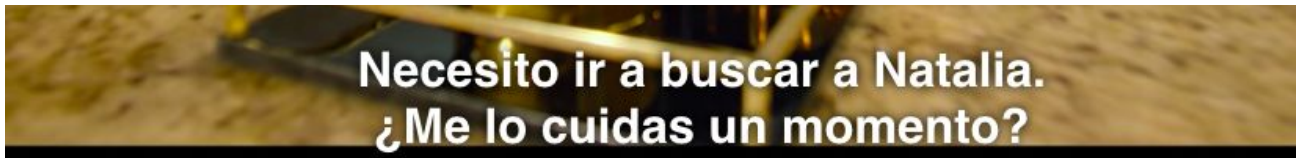


I need to go pick up Natalia. Can you look after him for a moment?

Step 2: Identify

- Which chunks could you identify from that scene?

Write your answer in the chat



I need to go pick Natalia up. Can you look after him for a moment?

Step 3: Memorize

buscar a Natalia

look for / picking someone up



I need to go **pick Natalia up**. Can you look after him for a moment?

Step 3: Memorize (flashcards)

FRONT

Voy a _____ (pick up) Natalia.

I'm going to pick up Natalia.

BACK

Voy a buscar a Natalia.

I'm going to pick up Natalia..

Step 4: Let's put the chunks into practice

Necesito ir a buscar a (**pick up**) *mi papá al aeropuerto.*

I need to pick my father up from the airport.

Nailed It México

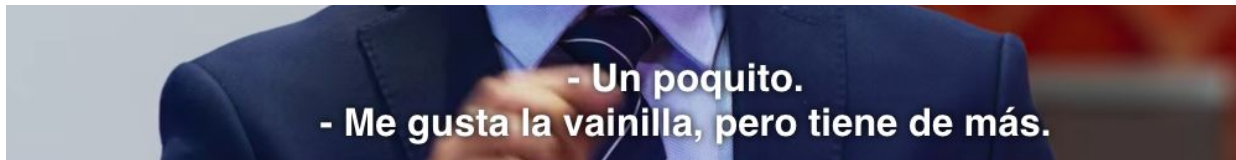


- A little bit. - I like vanilla, but it has too much.

Step 2: Identify

- Which chunks could you identify from that scene?

Write your answer in the chat



- A little bit. - I like vanilla, but it has too much.

Step 3: Memorize

tiene (vainilla) de más



- A little bit. - I like vanilla, but it has too much.

Step 3: Memorize (flashcards)

FRONT

Este pastel _____ vainilla _____.
(It has too much).

This cake has too much vanilla.

BACK

Este pastel tiene vainilla de más.

This cake has too much vanilla.

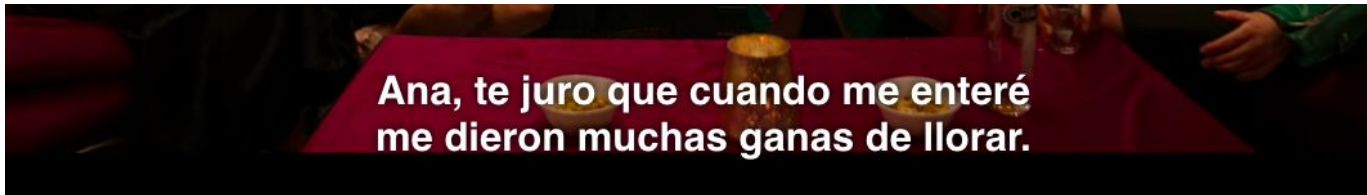
Step 4: Let's put the chunks into practice

Él es millonario. Tiene dinero de más.
He is a millionaire. He has too much money.

Step 2: Identify

- Which chunks could you identify from that scene?

Write your answer in the chat



- Ana, I swear when I found out, I really wanted to cry.

Step 3: Memorize

me dieron muchas ganas de

In English: “I really felt like...”. Completely different from Spanish! So you’re better off learning this by heart as a whole.



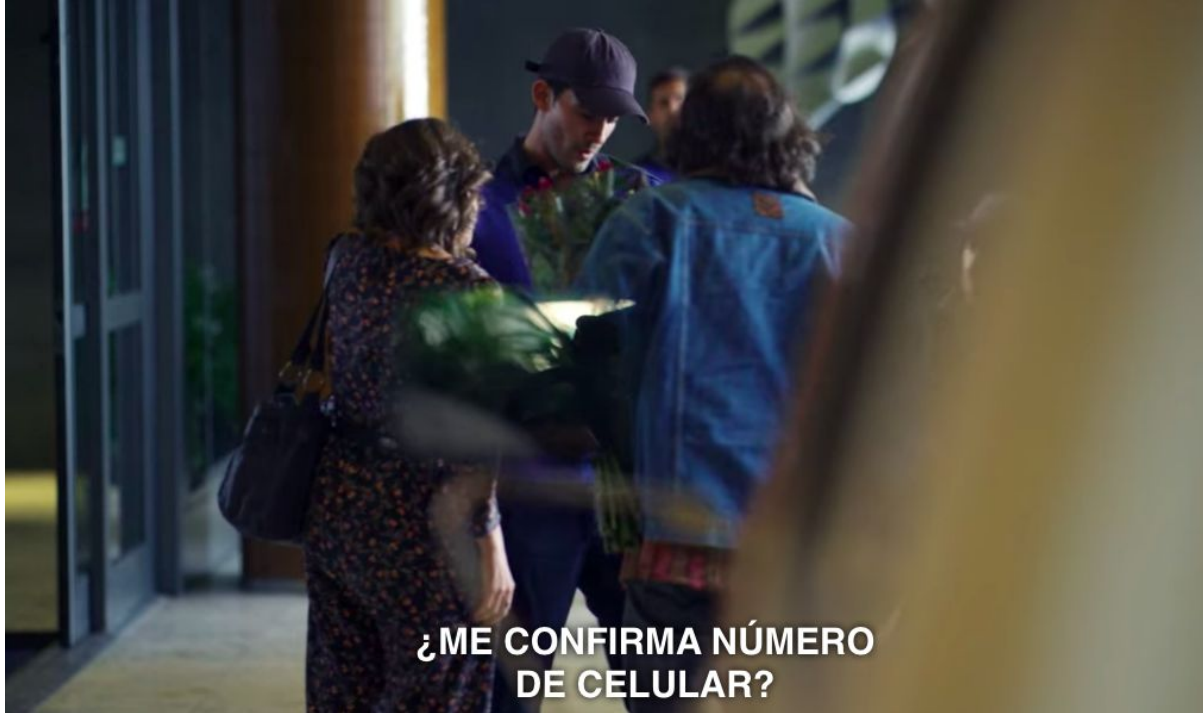
- Ana, I swear when I found out, I really wanted to cry.

Step 4: Let's put the chunks into practice

Me dieron muchas ganas de gritar cuando vi a mi artista favorito.

I really wanted to yell when I saw my favorite artist.

100 días para enamorarnos



- Can you confirm your cell phone number?

Step 2: Identify

- Which chunks could you identify from that scene?

Write your answer in the chat



- Can you confirm your cell phone number?

Step 3: Memorize

me confirma

In English: **can you confirm to me.** No word-for-word translation possible!

Will come in handy in telephone conversations, or any conversation at an airline, where you need official documents,...

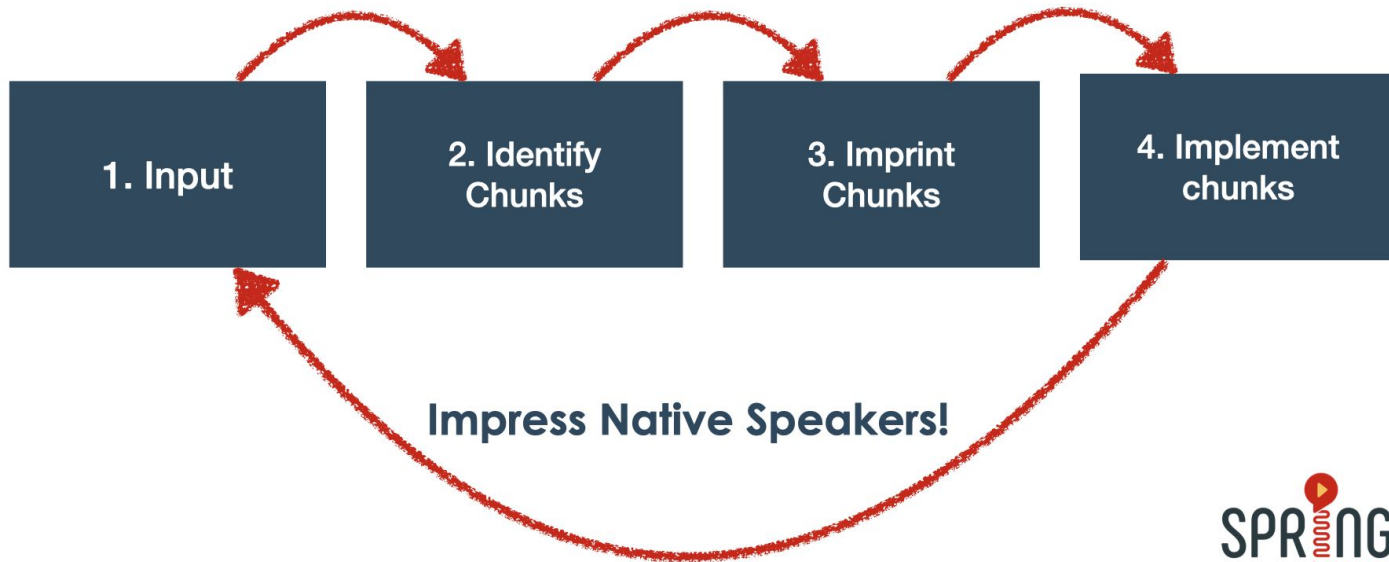
Step 4: Let's put the chunks into practice

Buenas tardes, tengo una reservación.
Good afternoon, I have a reservation.

Con gusto, ¿me confirma su nombre por favor?
Sure, can you confirm your name please?

Recap

Conversation Based Chunking:



Quiz Time

Now that you have written the chunks, there is always an example, and in brackets is the English translation of the chunk.

Write your answers in the chat

Recepcionista: Buenas tardes señora, bienvenida al Hotel Reforma.
_____ su nombre y su apellido, por favor.

*Good afternoon Mrs. Welcome to Reforma Hotel. **Can you confirm** your name and surname, please.*

Cliente: Sí, es María Fernández. Por cierto, ¿tienen restaurante?
_____ comer algo antes de subir a mi habitación.

Yes. It is María Fernández. By the way, do you have a restaurant?

***I really wanted** to eat something before going up to my room.*

Write how many did you get right

Recepcionista: Buenas tardes señora, bienvenida al Hotel Reforma. Me confirma su nombre y su apellido.

*Good afternoon Mrs. Welcome to Reforma Hotel. **Can you confirm** your name and surname, please.*

Cliente: Sí, es María Fernández. Por cierto, ¿tienen restaurante? Me dieron ganas de comer algo antes de subir a mi habitación.

Yes. It is María Fernández. By the way, do you have a restaurant?

***I really wanted** to eat something before going up to my room.*

Continue..

Recepcionista: Sí claro que tenemos. De hecho contamos con 10 restaurantes, Así que _____ opciones _____.

Yes, we do. In fact, we have 10 restaurants. So you have too many options.

Cliente: ¡Muy bien! Voy a _____ mi hijo para ir al restaurante primero.
¡Gracias!

Very good! I am going to look for/pick up my son to go to the restaurant first.
Thanks!

Answers

Recepcionista: Sí claro que tenemos. De hecho contamos con 10 restaurantes. Así que tiene opciones de más.

Yes, we do. In fact, we have 10 restaurants. So you have too many options.

Cliente: ¡Muy bien! Voy a buscar a mi hijo para ir al restaurante primero. ¡Gracias!

Very good! I am going to look for/pick up my son to go to the restaurant first.
Thanks!

LEARN MORE



<https://youtu.be/ggwAdelF8cE>



<https://youtu.be/uJKr-2m80kk>



<https://youtu.be/VfslfKSSA1I>



<https://youtu.be/BsVqPaACbP0>

Receive the links to
these videos here:



<https://go.springlanguages.com/expolingua-spanish-beginner-course>

FREE Course: Spanish from Scratch in 30 Days



Get it here for FREE:



Includes 30 videos of Spanish basics and a free workbook (66 pages)!

Visit: <https://go.springlanguages.com/expolingua-spanish-beginner-course>

You will also get today's slides and the list of chunks with the course